

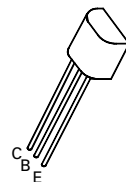
# PNP SILICON PLANAR MEDIUM POWER HIGH VOLTAGE TRANSISTORS

## ZTX556 ZTX557

ISSUE 1 – JULY 94

### FEATURES

- \* 300 Volt  $V_{CE0}$
- \* 0.5 Amp continuous current
- \*  $P_{tot} = 1$  Watt



**E-Line  
TO92 Compatible**

### ABSOLUTE MAXIMUM RATINGS.

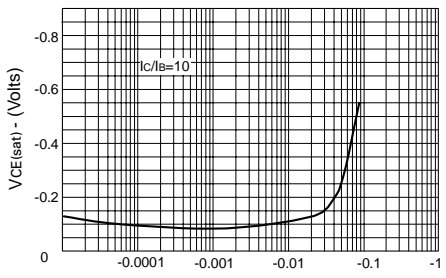
PARAMETER	SYMBOL	ZTX556	ZTX557	UNIT
Collector-Base Voltage	$V_{CBO}$	-200	-300	V
Collector-Emitter Voltage	$V_{CEO}$	-200	-300	V
Emitter-Base Voltage	$V_{EBO}$		-5	V
Peak Pulse Current	$I_{CM}$		-1	A
Continuous Collector Current	$I_C$		-0.5	A
Power Dissipation	$P_{tot}$		1.0	W
Operating and Storage Temperature Range	$T_j:T_{stg}$		-55 to +200	°C

### ELECTRICAL CHARACTERISTICS (at $T_{amb} = 25^\circ\text{C}$ unless otherwise stated).

PARAMETER	SYMBOL	ZTX556		ZTX557		UNIT	CONDITIONS.
		MIN.	MAX.	MIN.	MAX.		
Collector-Base Breakdown Voltage	$V_{(BR)CBO}$	-200		-300		V	$I_C = -100\mu\text{A}$
Collector-Emitter Breakdown Voltage	$V_{(BR)CEO}$	-200		-300		V	$I_C = -10\text{mA}^*$
Emitter-Base Breakdown Voltage	$V_{(BR)EBO}$	-5		-5		V	$I_E = -100\mu\text{A}$
Collector Cut-Off Current	$I_{CBO}$		-0.1		-0.1	$\mu\text{A}$	$V_{CB} = -160\text{V}$ $V_{CE} = -200\text{V}$
Emitter Cut-Off Current	$I_{EBO}$		-0.1		-0.1	$\mu\text{A}$	$V_{EB} = -4\text{V}$
Collector-Emitter Saturation Voltage	$V_{CE(sat)}$		-0.3		-0.3	V	$I_C = -50\text{mA}$ , $I_B = -5\text{mA}^*$
Base-Emitter Saturation Voltage	$V_{BE(sat)}$		-1		-1	V	$I_C = -50\text{mA}$ , $I_B = -5\text{mA}^*$
Base-Emitter Turn-on Voltage	$V_{BE(on)}$		-1		-1	V	$I_C = -50\text{mA}$ , $V_{CE} = -10\text{V}^*$
Static Forward Current Transfer Ratio	$h_{FE}$	50 50	300	50 50	300		$I_C = -10\text{mA}$ , $V_{CE} = -10\text{V}^*$ $I_C = -50\text{mA}$ , $V_{CE} = -10\text{V}^*$
Transition Frequency	$f_T$	75		75		MHz	$I_C = -50\text{mA}$ , $V_{CE} = -10\text{V}$ $f = 100\text{MHz}$

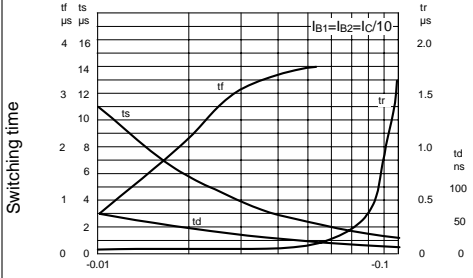
# ZTX556 ZTX557

## TYPICAL CHARACTERISTICS



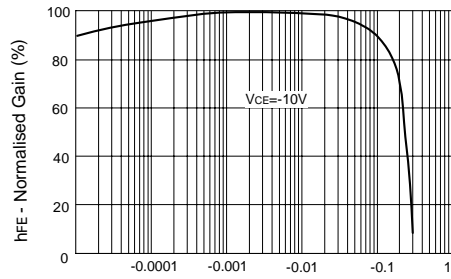
IC - Collector Current (Amps)

**VCE(sat) v IC**



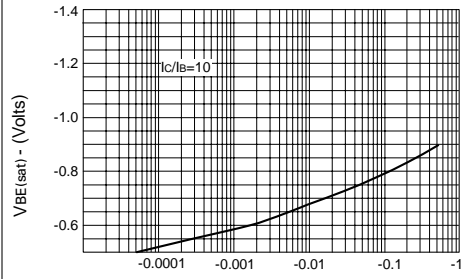
IC - Collector Current (Amps)

**Switching Speeds**



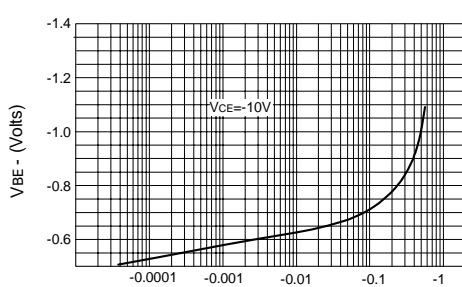
IC - Collector Current (Amps)

**hFE v IC**



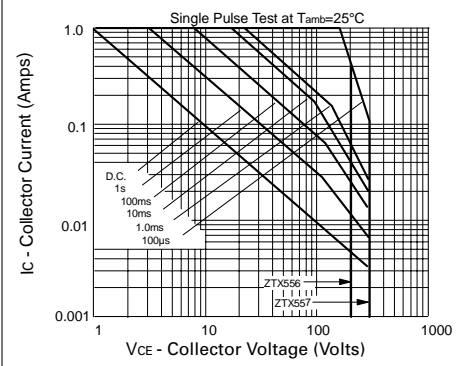
IC - Collector Current (Amps)

**VBE(sat) v IC**



IC - Collector Current (Amps)

**VBE(on) v IC**



**Safe Operating Area**